

# The Crow and the Pitcher

## • Storytime Fable •

Aesop's fable adapted by | Kimberly Faurot and Crosby Coghill  
Prop originated by Marcia Tyrriver

### Story Pieces

- 1 crow puppet (see paper bag puppet pattern at the end of this document)
- 1 green towel
- clear pitcher or carafe with a narrow neck (often available at secondhand stores)
- medium-to-large size stones (they must still fit easily through the neck of the pitcher/carafe)

### Set-up

1. Spread out the green towel on a table or desk.
2. Fill the pitcher approximately 2/3 full of water before you start. The water level should be low enough so the crow will be unable to reach it with his beak, but high enough so that adding your stones will raise the water level quickly and sufficiently to get it to the top of the pitcher. Place the pitcher of water on the green towel.
3. Arrange the stones on the towel around the pitcher of water.
4. Hide the crow puppet in a box or basket nearby until it is time to begin the story.

### Presentation

- Story narration is delineated in regular type; movement notes and miscellaneous directions are shown within the script in (italics).
- Learn the story and tell it to your audience from memory, using the puppet and props. Practice in front of a mirror to work on your puppet's believability.
- Look at your puppet while it is talking so that you are not competing with it for the audience's attention. Manipulate the puppet's mouth carefully to make him talk believably.

Open the puppet's mouth to let a word or syllable out, then gently close it again. Avoid the common mistake of making the puppet "bite" or "eat" his words.

### Introduction

#### Say:

The next story is very, very old. It was first told by a wise man named Aesop, who lived many, many, many years ago! Aesop usually told stories that helped his listeners learn things about themselves and about the world around them. These were called the morals of the stories. See if you can figure out what the moral to this story might be before the end.

To tell the story, I am going to use this. (*Hold up the pitcher of water.*) What is it? Do you think this is real water? Yes, it is. (*Set pitcher down again.*) I'm also going to use these. (*Hold up two of the stones, then clink them together so they make noise.*) What do you think they are? Yes, they are stones—real ones. (*Replace stones around pitcher.*) I'm also going to use this puppet. (*Pull out your crow puppet from its hiding place.*) Can anyone guess what kind of a bird it is supposed to be? (*Take a few guesses.*) It is actually a crow puppet, because the story I am going to tell you is called: "The Crow and the Pitcher" by Aesop.

### Script

*Standing a short distance away from the pitcher and stones, hold up your crow puppet and begin narrating*

**Narrator:** There once was a crow that was very thirsty. He was so thirsty that he was afraid he might die if he didn't find some water.

**Crow:** Thirsty, thirsty!" (*Cough, cough.*)

**Narrator:** As he was dragging himself along, he amazingly discovered a pitcher of water, right in the very heart of the forest!

**Crow:** "Water! Water! I'm saved!"

**Narrator:** The crow rushed to the pitcher, but as he tried to drink (*Fly crow to rim of pitcher/ carafe and have him try to drink—his beak is clearly too wide, and he bounces back each time; take care that you don't allow the pointed beak end to poke down into the pitcher—make it clear that there is no way he can reach the water.*), he found he could not reach the water! The poor crow couldn't believe it—he was right in front of a pitcher of water, but might die of thirst anyway!

**Crow:** "This is ridiculous!"

**Narrator:** This crow was not the kind of fellow to give up easily, however. He looked at the pitcher and thought about his problem. (*Hold crow on one side of the pitcher and have him look at it, then move him to the other side and have him look at it from that angle.*) He thought some more, and thought some more, and at last that clever crow had an idea!

He picked up one of the stones in his beak that was lying near the pitcher (*help the crow pick up one of the larger stones*), and flew up and dropped it into the pitcher (*help crow drop stone in pitcher*). He added another (*add another stone*), and another (*add another stone*), and another (*add another stone*). Something was happening! (*The audience may call out what they see happening.*) With each stone that the crow dropped, the water was rising closer and closer to the top of the pitcher! (*Add enough stones so that the water level is up near the top of the pitcher.*)

At last, the water had risen far enough, and the clever crow was able to drink.

**Crow:** "I'm saved!" (*Crow pretends to drink, dipping his beak near the water, then raising his head back to swallow like birds do. If you have a crow with a water-resistant beak, you can lightly dip the beak into the water, then have him flick it out on the audience as he tips his head back to drink!*)

**Narrator:** Because of his quick thinking, the crow was able to get a drink and save his life. And the moral of this story is:

**Crow:** "Little by little does the trick!" (*Crow bows to the audience.*)

## Make a Crow Hand Puppet

### Supplies for One Crow Puppet

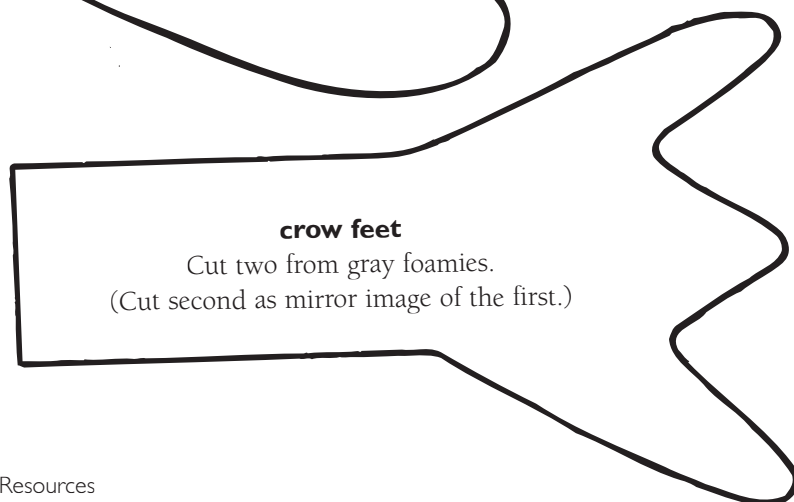
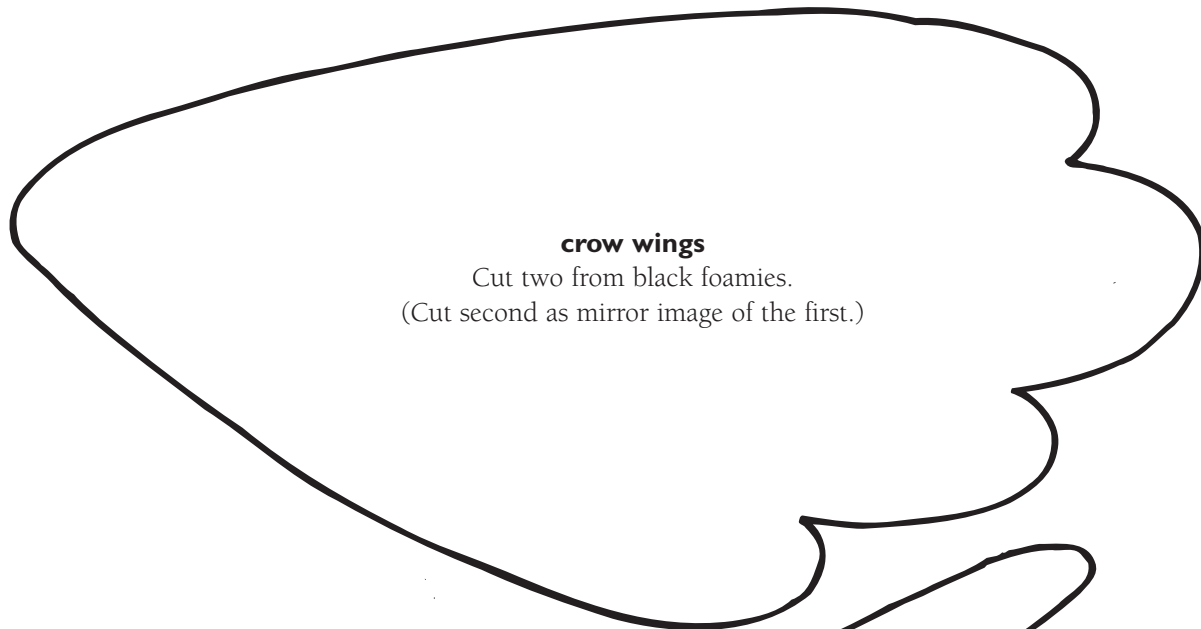
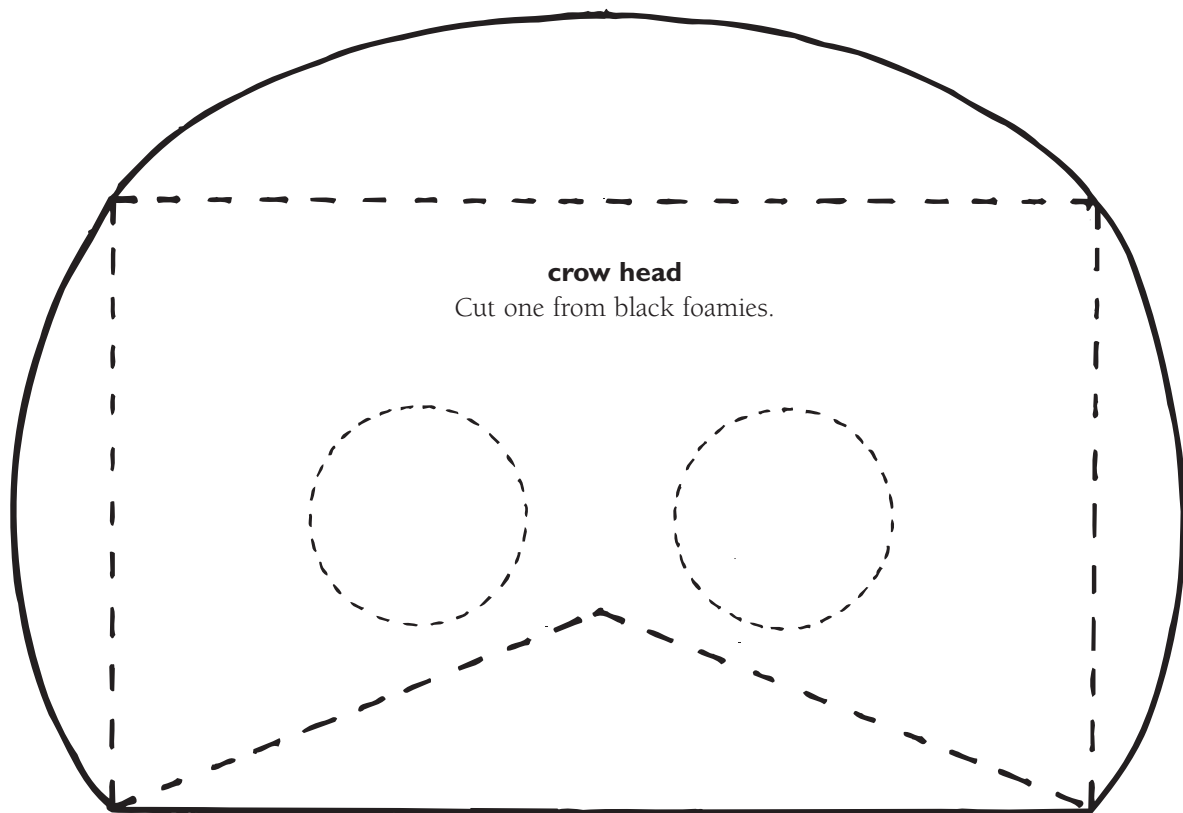
- small paper lunch bag
- scissors
- ballpoint pen
- Tacky glue (craft glue) or hot glue gun with general purpose glue sticks
- 2 black foamies sheets
- 1 gray foamies sheet
- 1 yellow foamies sheet
- 2 googly eyes (size 24mm)
- black craft feathers (optional)
- hair ribbon (optional—if making an additional "Jill" crow for "The Two Little Blackbirds" rhyme)


### Directions

1. Cut out the crow puppet patterns from the following pages and trace them onto the foamies with a ballpoint pen as directed. Cut out the foamies pieces.
2. Glue the foamies pieces onto the paper bag as shown. Affix the googly eyes and feathers. Allow the glue to dry completely.
3. Your crow puppet is ready to perform his fable!



## Storytime Crow Hand Puppet Patterns


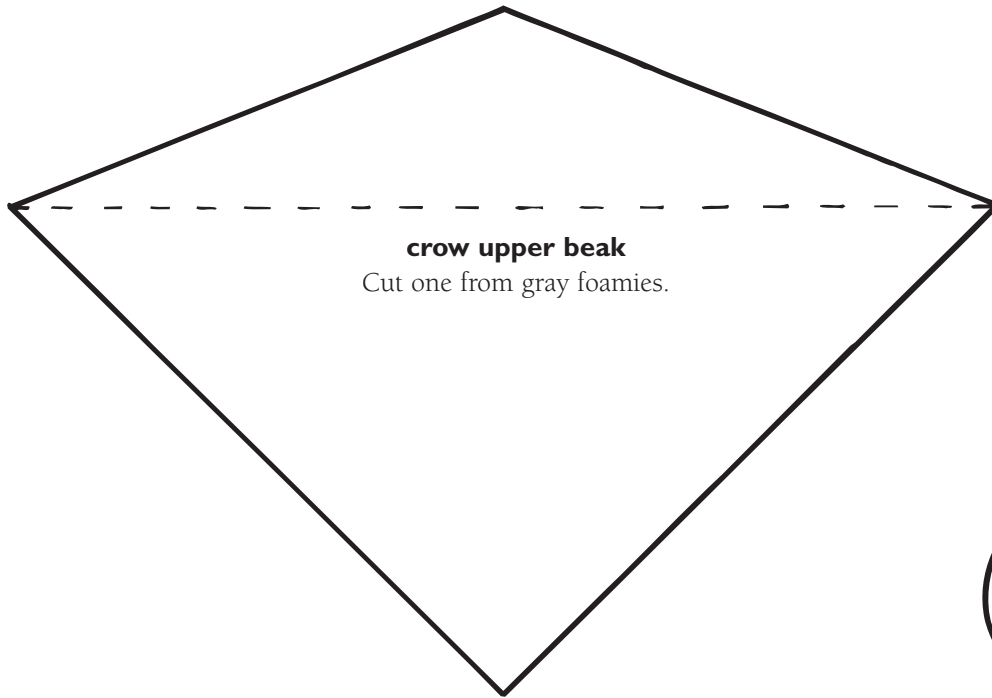




**crow body**

Cut one from black foamies.

## Storytime Crow Hand Puppet Patterns



**crow eyes**  
Cut two from yellow foamies.

