

Curious George Premiere Party

• Keep 'em Reading •

by | Marie Castellano Boyum

This spring the mischievous monkey Curious George is not only going to the movies, he's in the movies! So why not bring monkeyshines and shenanigans to your library with a premiere party? Invite the whole family for an hour of fun, with very little preparation or cost to your library.

Set Up and Preparation (As easy as 1-2-3!)

Get the Word Out!

Create a poster using the monkey and bananas images on page 4. On each banana, list the date, place, time and any other pertinent information so they can serve as reminder notes. Create several bunches of bananas on top of each other so there are enough to go around.

Accumulate Supplies

Buy, beg, borrow or acquisition for your snack foods, books and craft supplies.

Grab Volunteers!

Recruit volunteers to help in preparing and implementing your event. Then swing into action and have a curiously grand adventure!

Activities

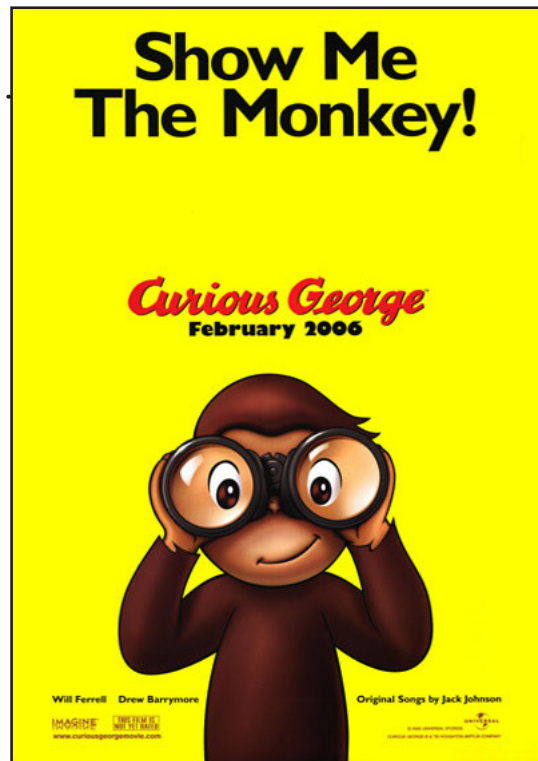
Curious George Obstacle Course

Set up the following activities in the library, hallway or outside if the weather is nice. Ask the children to complete each activity as fast as they can.

Curious George Makes Pancakes

Blueberry pancake flip:

- Cut pancake-size circles out of brown paper bags and place them on an old cookie sheet.
- Have a cork and washable blue ink pad available for the children to stamp "blueberries" onto the pancakes.
- Using a pancake turner, have the children flip the pancakes over.



Curious George Goes to the Chocolate Factory

Candy packing:

- Each child places small brown puffballs into each spot in an old candy box.

Curious George at the Laundromat

Monkeyshine clothes:

- Place old clothes, such as old ties, shirts, socks, scarves, etc., in a laundry basket.
- Have the children put all of the clothes on and then back in the basket again before moving on.

Curious George Visits a Toy Store

"Monkeying" around with toys:

Keep 'em Reading

- Toss a ball and hula hoop before moving to the next activity.

Curious George Gets a Medal

- Every child gets awarded a medal (a circle cut from yellow construction paper, and hole punched with a blue ribbon for a necklace) after completing the obstacle course.

Monkey See, Monkey Do Game

Play Simon Says and have the children copy what you do, but say, "Monkey See, Monkey Do" instead of "Simon Says."

Memory Game

- Copy and cut out the pictures of the banana, peanut, yellow hat and monkey on page 5. Make sure you have at least two of each picture.
- You may wish to color some bananas yellow and some green.
- Place the cards face down so the children can try to pick up two that match.

Peanut Toss

Set up a peanut toss for the children.

Hopscotch

- Copy and tape the pictures from page 5 to the floor in a pattern used for hopscotch.
- Have the children toss a peanut onto the floor and play in the same fashion as hopscotch; jumping from one picture to the next and avoiding the picture the peanut landed on (or near). The children may wish to make monkey sounds as they jump from picture to picture.

Card Draw

- Using extra cards from the memory game, have the children draw a card. Then they try to toss the peanut onto the picture that matches the card they picked.
- Another option is to draw a card and have the child jump onto one of the pictures that matches the card drawn; forgoing any peanut tossing.

Curious George Trivia

(For early elementary-aged children)

Ask the children the trivia questions below or place the questions on cards for their parents or older siblings to read aloud. Have the books available with the appropriate pages marked so those "curious monkeys" can read the answer.

- In *Curious George gets a Medal*, why did George get a medal? Who gave it to him?
- In *Curious George at the Parade*, what float did Curious George first see that made him curious about the parade?
- In *Curious George Feeds the Animals*, what animal did George help find?
- In *Curious George's Dream*, what was George's dream about?
- In *Curious George Goes to the Chocolate Factory*, how did George help save the chocolates?
- In *Curious George and the Puppies*, where was the puppy found?
- In *Curious George*, what country did the man in the yellow hat travel to to find Curious George?

Read Curious George Books

Between stories, sing the action songs "Five Little Monkeys Jumping on the Bed" or "Three Little Monkeys Sitting in a Tree Teasing Mr. Alligator."

Craft

.....

Swinging George

Supplies:

- 2 straws per child (one straw cut in half also works)
- heavy kite string (approximately 21" long per child, 10 ½" if you use one straw cut in two)
- crayons/markers
- tape
- picture of monkey from page 6
- scissors

Directions:

1. Cut out the picture of the monkey.
2. Feed the string through the straw and tie the ends so the knot is large enough so it won't slip through the straw (approximately three times). You may need to have an older sibling or parent help tie the knot.
3. Color the monkey and use tape to attach the arm to the string that hangs from the straw.
4. Twist, spin and twirl your monkey so it swings.

Refreshment Ideas

- peanuts in a shell (be aware of nut allergies)
- dried banana chips
- banana pudding cups
- tropical fruit punch
- popcorn

Optional Activities

- Have the Barrel of Monkeys game available to play.
- Play a short cartoon movie and allow the children to make hand shadows on the wall.
- Place Curious George books on a table with the titles covered and see if the children can guess which book it is by the cover illustration.
- Post the jokes listed below around the room, or write them on index cards with the answer on the back.

Jokes

- What kind of key doesn't open a door?
A mon-key!
- What type of footwear do bananas make?
Slippers!
- Which pop group do apes listen to?
The Monkees!


- What do you call a banana that has been cut in half? *A banana split.*
- Why did the banana go to the hospital?
Because he wasn't peeling well.
- How do you catch a monkey?
Climb up a tree and act like a banana.
- Knock, knock.
Who's there?
Banana.
Banana who?
- Knock, knock.
Who's there?
Banana.
Banana who?
- Knock, knock.
Who's there?
Banana.
Banana who?
- Knock, knock.
Who's there?
Banana.
Banana who?
- Knock, knock.
Who's there?
Orange.
Orange who?
Orange you glad I didn't say banana!

Web Site Resources


- DLTK—Curious George
www.dltk-teach.com/books/curiousgeorge.html
- Houghton Mifflin—Curious George
www.houghtonmifflinbooks.com/features/cgsite/
- Zoobooks Magazine Old World Monkey Quiz
www.zoobooks.com/twentyarchive/Old%20world%20Monkeys/print/questions.html

Marie Castellano Boyum is a writer, teacher and literacy instructor. She is the author of Simply Super Storytimes and More Simply Super Storytimes from UpstartBooks.

Monkey and Bananas



Patterns for Memory Game and Hopscotch



Swinging George Pattern

