

The Deathly Hallows

Grades
3–7

• Library Lessons •


by | Lynne Farrell Stover

Harry Potter and the Deathly Hallows by J. K. Rowling

.....

Book seven, the conclusion of the Harry Potter saga, begins in the home of the malicious Malfoy family with evil doings by Lord Voldemort and his cronies. The action quickly relocates to Dursley's home where Harry, turning seventeen and no longer protected by magic, is preparing to say goodbye to his Muggle relatives. Members of the Order of the Phoenix arrive to help Harry travel safely but they are betrayed and there are casualties and fatalities in the ensuing battle. Eventually Harry finds his way to the Burrow, the home of his best friend, Ron Wesley, where he becomes involved in helping plan for Bill and Fleur's wedding. It is here that Harry, Ron, and Hermione receive bequests from the estate of late headmaster, Albus Dumbledore. These gifts—Dumbledore's Deluminator, Harry's first-caught Snitch, Godric Gryffindor's sword and *The Tales of Beedle the Bard*, a book of children's stories—prove invaluable as the three friends attempt to discover how to defeat the Dark Lord and reunite the wizarding world.

Their quest requires constant relocation as they search for and destroy the seven Horcruxes that contain the pieces of Lord Voldemort's soul. Visiting many magical sites and encountering life-threatening danger, they discover that war brings out both the best and worst in people. The tale comes to a climax at Hogwarts when the Death Eaters and their followers attack the school searching for Harry who must die if Lord Voldemort is to live. Many lives are lost in this battle and Harry realizes he must sacrifice himself to save others. It is this selfless sacrifice that is Voldemort's undoing because he is incapable of understanding the power of love.



The book concludes with an epilogue that takes place nineteen years after the violent Battle of Hogwarts. Readers will be content to discover that Harry has found his true treasure, a happy family.

Note: It is not necessary for students to have read this book to successfully complete the activities associated with these lessons. However, because the Harry Potter books and movies have become such a part of popular culture, most students will be familiar with the plot, characters, and setting.

Lesson 1: Wizard World Wisdom

.....

J. K. Rowling has created an interesting and complex imaginary world. Inhabiting this world are characters who react to situations with humor, abandon, bravery, and every once in a while, uncommon wisdom.

Library Lessons

Time Required: 30–35 minutes

Objectives:

- The student will use a grid and a list of coordinated number pairs to decode literary quotations

Materials:

- Wizard World Wisdom visual
- Wizard World Wisdom activity sheet
- transparency marker
- writing tools
- optional: reference books of famous quotations, graph paper

Procedure:

1. Prepare materials prior to class. The lesson includes three activity sheets featuring quotes of varying lengths. All three may be used to facilitate differentiation of instruction. If time is a consideration, the Wizard World Superstitions activity sheet takes the least amount of time to decode and Bill's Wise Words activity sheet takes the most.
2. Display the Wizard World Wisdom visual. Read the introduction to the students and ask them in what other ways Harry Potter can be compared to Peter Pevensie and Frodo Baggins. (Possible answers: They are all literary characters, have special swords, are reluctant heroes, and defeat powerful enemies.)
3. Read the directions to the students and fill in the remaining letters on the grid as a demonstration. The completed quote will read: "Those who are best suited to power are those who have never sought it." Note: If appropriate, the letter line on the grid can be referred to as the *horizontal axis* and the number line the *vertical axis*. The mathematical term for the letter and number within the parentheses is an *ordered pair*.
4. Ask the students what they think Professor Dumbledore meant when he said, "Those who are best suited to power are those who have never sought it," to Harry Potter. Accept all reasonable answers.
5. Pass out activity sheets and writing tools. Students may work individually or in groups.
6. Check students' finished work.

Answers:

Wizard World Superstition: "Jinx by twilight, undone by midnight."

Hermione's Shrewd Statement: "Wands are only as powerful as the wizards who use them."

Bill's Wise Words: "It is less dangerous to break into Gringotts than to renege on a promise to a goblin."

7. Discuss the quotes and their possible meanings with the students.

Extension Activity

Students may wish to create their own quotation grids. Be prepared with a supply of graph paper and the books of famous quotations in the library's reference collection.

McREL Standards

Reading

- Uses the general skills and strategies of the reading process

Lesson 2: Designing a Dedication

.....

In *Harry Potter and the Deathly Hallows*, after the title page and before the table of contents, J.K. Rowling has written a heartfelt dedication. It is in the shape of Harry Potter's famous scar: a bolt of lightning.

Time Required: 25–30 minutes

Objectives:

- The student will be introduced to the concept of a book dedication
- The student will create an book cover using an imaginary title and author
- The student will write a dedication following a specific pattern

Materials:

- Designing a Dedication visual
- Designing a Dedication activity sheet
- writing tools
- optional: markers, crayons and/or colored pencils
- optional: a copy of *Harry Potter and the Deathly Hallows* (the dedication page)

Procedure:

1. Prepare materials prior to class.
2. Display Designing a Dedication visual. Read and discuss the content to the students. Show students the dedication in *Harry Potter and the Deathly Hallows*, if a copy is available.
3. Explain that they will be designing their own dedication based on an imaginary title. Note: Allow students unfamiliar or uncomfortable with the Harry Potter series to create a title and author unrelated to the books. Suggest they use a sport or a holiday for inspiration.
4. Pass out activity sheets and review the directions. (Students may wish to use markers, colored pencils, or crayons to illustrate the book cover.)
5. Encourage students who choose to use items from the list of suggestions to “mix and match” them in unusual ways. For example, Ginny Weasley may write a book titled *Mighty Muggles* and dedicate it to a dragon.
6. Allow students to share their creations with the class. Note: This activity displays well on a bulletin board.

McREL Standards**Writing**

- Uses the general skills and strategies of the writing process
- Uses the stylistic and rhetorical aspects of writing

Lesson 3: Magical Call Numbers (A Dewey Decimal System Lesson)

.....

Hermione Granger loves learning and thinks the answers to most questions can be found in books. Even as she prepares to depart on an extremely dangerous journey she is sorting her books into two stacks: one to take with her and the other to leave behind. When she explains her intentions to carry reference books on their quest, Ron teases her by saying, “I forgot we’ll be hunting down Voldemort in a mobile library.”

Time Required: 30–40 minutes

Objectives:

- The student will review the Dewey Decimal System
- The student will complete an activity skill sheet
- The student will be able to defend the choice of “call numbers” assigned to imaginary book titles

Materials:

- Dewey Decimal System visual
- Magical Call Numbers activity sheet
- writing tools

Procedure:

1. Introduce the lesson by asking the students if anyone has read the book *One Thousand Magical Herbs and Fungi* by Phyllida Spore. Explain that it is not possible to have read this book because it is an imaginary title created by J. K. Rowling the author of the Harry Potter series. Explain that this author has created many titles for her fictional wizarding world and that some of these titles will be used in this lesson.
2. Display the Dewey Decimal System visual and read and review the content to the class.
3. Pass out the Magical Call Numbers activity sheet to the students. They may work independently or in pairs.
4. Check completed worksheets. It is possible that the students will classify the books using different call numbers. This lesson exemplifies the process being more important than the end product. The students will become more familiar with the Dewey Decimal System as they are defending their choice of call number. NOTE: There may be some very literal students who insist that most of the titles belong in the 700s because they deal with magic. Allow them to do this.
5. Possible student responses:
 - 900s 1. **Hogwarts, A History**
 - 700s 2. **Quidditch Teams of Britain and Ireland**
 - 500s 3. **The Monster Book of Monsters**
 - 900s 4. **Travel’s with Trolls**
 - 500s 5. **Numerology and Grammatica**
 - 800s 6. **Break with a Banshee**
 - 600s 7. **Transfiguration Today, Challenged in Charming**

Library Lessons

- 100s 8. **Twelve Fail-Safe Ways to Charm Witches**
300s 9. **The Tales of Beedle the Bard**
900s 10. **The Life and Lies of Albus Dumbledore**
400s 11. **Spellman's Syllabary**
700s 12. **Secret of the Darkest Arts**

Extension Activities

Take or Toss? Ask the students to study the twelve titles listed on the activity sheet. Which of these titles do they think would be beneficial for Hermione to take on the quest to find the Horcruxes? Instruct the students to divide a piece of paper in half and label one side "TAKE" and the other "TOSS." They are to write the titles down they think would fit in each category. The students should be prepared to defend their choices.

Imaginary Titles and Authors Encourage the students to be creative and make up their own book titles and authors of volumes that Hermione might want to take with her on her quest to uncover and destroy the Horcruxes. The titles of these books should reflect the content. The authors of these books should also provide a clue. For Example: **Grunting for Beginners** by **Gob Lin** could be an instructional book concerning learning the language of Goblins. Therefore, Hermione would find in grouped in the 400s.

McREL Standards

Writing

- Uses the general skills and strategies of the writing process
- Uses the stylistic and rhetorical aspects of writing



Lynne Farrell Stover has over thirty years of experience as an educator and is currently a Teacher Consultant at James Madison University in Harrisonburg, Virginia. She has taught many teacher workshops and won Teacher of the Year in 1999 from the Virginia Council of Economic Education and from the Virginia Association for the Gifted. She is the author of *Magical Library Lessons*, *More Magical Library Lessons*, *Magical Library Lessons: Holiday Happenings*, and *From Snicket to Shakespeare* from UpstartBooks.

Wizard World Wisdom

Like Peter Pevensie from *The Lion, the Witch and the Wardrobe* and Frodo Baggins from *The Lord of the Rings* trilogy, Harry Potter finds himself thrust into the role of a hero without ever seeking the risk or responsibility. The distraught Harry finds comfort in the words of a very wise man.

Directions: Use the code below to complete the quotation grid and reveal what Professor Albus Dumbledore said to Harry Potter. (The letter **E** has been placed on the grid for you.) What do you think Dumbledore meant by this statement?

8					E				
7			E			E			
6					E				
5							E		
4			E						E
3								E	
2		E		E					
1									
	A	B	C	D	E	F	G	H	I

A = (A,7) (A,4) (F,3)

B = (E,7)

D = (F,6)

E = (E,8) (C,7) (F,7) (E,6) (G,5) (C,4) (I,4) (H,3) (B,2) (D,2)

G = (D,1)

H = (B,8) (H,8) (F,4) (E,1) (B,3) (E,3)

I = (H,1) (C,6)

N = (A,2)

O = (B,1) (C,3) (E,5) (B,5) (I,8) (C,8) (G,4)

P = (D,5)

R = (B,7) (H,5) (B,4) (E,2)


S = (A,1) (A,6) (D,8) (G,7) (H,4)

T = (A,8) (D,6) (A,5) (E,4) (F,1) (I,1) (H,7)

U = (B,6) (C,1)

V = (C,2) (G,3)

W = (G,8) (F,5) (A,3)



Wizard World Wisdom: Wizard World Superstitions

“Wand of elder, never prosper” and “May-born witches will marry Muggles” are two superstitions Molly Weasley shares with her son Ron.

Directions: Use the code below to complete the quotation grid and reveal another Wizard World superstition. (The letter I has been placed on the grid for you.) What do you think this superstition means?

4		I							
3			I		I				
2									
1		I			I				
	A	B	C	D	E	F	G	H	I

- B = (F,4) (H,2)
- D = (C,1) (C,2)
- E = (F,2)
- G = (F,3) (F,1)
- H = (G,1) (G,3)
- I = (B,4) (C,3) (B,1) (E,1) (E,3)
- J = (A,4)
- L = (D,3)
- M = (A,1)
- N = (E,2) (B,2) (D,1) (C,4)
- O = (D,2)
- T = (A,3) (H,3) (H,1)
- U = (A,2)
- W = (B,3)
- X = (D,4)
- Y = (I,2) (G,4)





Wizard World Wisdom: Bill's Wise Words



Directions: Use the code below to complete the quotation grid and reveal what advice Bill Weasley gave to Harry Potter. (The letter **A** has been placed on the grid for you.) What do you think Bill meant by this statement?

9												
8		A										
7							A					
6												
5												
4			A									
3											A	
2												
1	A											
	A	B	C	D	E	F	G	H	I	J	K	

A = (A,1) (B,8) (G,7) (K,3) (C,4)

B = (D,7) (E,1)

D = (A,8)

E = (H,9) (F,7) (E,8) (B,3) (D,3) (F,3) (G,2)

G = (A,5) (D,8) (E,5) (C,1) (E,3)

H = (B,4)

I = (A,9) (D,9) (C,5) (A,6) (E,2) (I,2) (G,1)

K = (H,7)

L = (G,9) (F,1)

M = (D,2)

N = (B,6) (C,8) (D,4) (D,5) (C,3) (I,3) (H,1)

O = (B,7) (D,6) (G,8) (F,5) (G,4) (H,3) (C,2) (J,2) (D,1) (H,1)

P = (A,2)

R = (A,3) (B,5) (F,8) (E,7) (B,2)

S = (I,9) (E,9) (I,8) (J,9) (I,5) (F,2)

T = (B,9) (C,6) (A,7) (G,5) (H,5) (F,4) (A,4) (I,2)


U = (H,8)



Designing a Dedication

An author often begins a book with a dedication: a statement of thanks to a person or persons who supplied special help and support as the book was being written. In *Harry Potter and the Deathly Hallows*, J. K. Rowling's dedication thanks her family and readers and writes her gratitude in the shape of the scar on Harry's head: a lightning bolt.

If Harry Potter had written a book about owls, the cover may have look like this:



And his dedication may have looked like this:

To My
Friend Hedwig
So Brave and Loyal
May **O** She **O** Fly
High in the Sky
And **V** Stay
Safe, Dry and Happy.
Many Thanks for
All of Her Help
Over All the Years
We have flown
Together and
All the Good
Company She Was
When We Were
Grounded

Designing a Dedication

- Design a book cover. Include a title, author, and illustration.
- Write a shape dedication. This will be a thank you from the author for help in writing the book. You may be creative or use the suggestions from the lists below.

Book Cover:



Shape Dedication:



Suggested Shapes

1. Broomstick
2. Caldron
3. Cat
4. Dragon
5. Hogwarts Express
6. Magic Wand
7. Sorting Hat
8. Sword
9. Phoenix
10. Serpent

Suggested Authors

1. Draco Malfoy
2. Dudley Dursley
3. Ginny Weasley
4. Hermione Granger
5. Luna Lovegood
6. Professor McGonagall
7. Neville Longbottom
8. Rubeus Hagrid
9. Ron Weasley
10. Molly Weasley

Suggested Titles

1. *Magical Cooking*
2. *Slimy Sneaks*
3. *Blazing Birds*
4. *Herb Cures and Curses*
5. *Crookshanks the Cat*
6. *Houses of Hogwarts*
7. *Caves and Caverns*
8. *Terrific Trains*
9. *Mighty Muggles*
10. *Weird Wizards*

Dewey Decimal System Classification Numbers

Information Sheet

- An American named Melvin Dewey devised the Dewey Decimal System in the late 1800s. This numerical system organizes books in the library into ten categories of knowledge. Each book has a specific set of numbers assigned to it.
- These are referred to as call numbers. They tell you where in to find a specific book. A call number is located on a book's spine at the bottom.
- It's important to note that a book with a call number does not have to be nonfiction. Examples of this include Folktales (398) and Plays (811) and Short Stories (813).

000 – 099 – **General Works** [Encyclopedias, Reference Books]

100 - 199 – **Philosophy** [Ethics, Psychology]

200 - 299 – **Religion** [Church History, Mythology, All Religions]

300 - 399 - **Social Sciences** [Manners, Law, Folklore]

400 -499 – **Language** [Dictionaries, Foreign Languages]


500-599 – **Pure Science** [Mathematics, Chemistry, Biology, Zoology]

600-699 – **Technology and Applied Science** [Inventions, Health]

700-799 – **Fine Arts** [Music, Crafts, Sports, Hobbies, Magic]

800-899 – **Literature** [Poetry, Plays, Short Stories]

900 – 999 – **History** [Geography, Biography, Travel]



Magical Call Numbers

Books play an important part in the wizard world of Harry Potter and his friends. Books are used to solve problems and uncover secrets. It would very helpful if the library at Hogwarts School for Witchcraft and Wizardry used the Dewey Decimal System to organize the books so they could be easily found.

Directions: The titles and short descriptions listed below are for some of the imaginary books. (These are the books Hermione Granger was considering taking for research while on a quest.) What “call number” would you assign to each book? Be prepared to defend your category choice.

000–099 – General Works	500–599 – Pure Science
100–199 – Philosophy	600–699 – Technologies & Applied Science
200–299 – Religion	700–799 – Fine Arts
300–399 – Social Sciences	800–899 – Literature
400–499 – Language	900–999 – History

- ____ 1. **Hogwarts, A History**
(Detailed historical information concerning an important wizard school)
- ____ 2. **Quidditch Teams of Britain and Ireland** (A popular sports book)
- ____ 3. **The Monster Book of Monsters**
(Magical creatures: their appearance, habitats, and dangers)
- ____ 4. **Travels with Trolls**
(An adventure book and travel guide containing many maps)
- ____ 5. **Numerology and Grammatica** (The mathematical study of words)
- ____ 6. **Break with a Banshee** (A book of humorous poems and short stories)
- ____ 7. **Transfiguration Today, Challenged in Charming**
(Health Information—How to stay in shape while changing shape)
- ____ 8. **Twelve Fail-Safe Ways to Charm Witches**
(Information on how to ethically make friends and appeal to others)
- ____ 9. **The Tales of Beedle the Bard** (Wizard World folklore)
- ____ 10. **The Life and Lies of Albus Dumbledore** (A biased biography)
- ____ 11. **Spellman’s Syllabary** (A book about magical sounds, words, and language)
- ____ 12. **Secret of the Darkest Arts** (The art of dangerous magical spells)