

Alma Flor Ada

• Author Extensions •

Grades
1-4

by | Jennifer Ward

Daniel's Mystery Egg

Excellent "Eggstensions"

Seeking Symmetry


After reading *Daniel's Mystery Egg*, hold up an actual chicken's egg for students. Note that if you divided the egg in half lengthwise, each half is identical in size and shape.

Explain that this is called symmetry, and that symmetry is evident when an object is divided in half, and both sides remain identical. Inform students that symmetry is found all around us in the natural world (a butterfly offers a perfect example of symmetry), and in man-made objects, such as a baseball or a bottle, or in some types of art and architecture. Ask students to seek out symmetry in the classroom. Can they find any objects that are symmetrical? What about a chair, a face, a window, or a jacket?

Now, use the egg template and photocopy it onto tag board (two copies for each student), and follow the procedures below.

Activity 1 Procedure:

- Give students one egg template.
- Instruct students to fold their egg shape in half, lengthwise.
- Allow students to use Q-tips to apply drops of tempera or acrylic paint on just one half of their egg.
- Next, instruct students to fold their egg in half, as if they are closing a card.
- Instruct students to gently press and smooth the outside of their egg to spread around the paint on the inside.
- Finally, instruct students to open their egg and take note of the symmetrical design they've created.




Activity 2 Procedure:


- Distribute the second template to each student.
- Using a pencil or markers, instruct them to draw a design on just ONE half of the egg.
- When they have finished, have them trade their egg with the person sitting next to them.
- The challenge begins once the eggs are swapped! On the blank half of their neighbor's egg, students must now replicate the design that their neighbor created. Instruct them to try to make the whole egg design as symmetrical as possible.
- When students are finished, take time to compare the results

Jennifer Ward is a former educator now turned full-time children's author. She has published many award-winning books for children and parents, such as the popular There Was a Coyote Who Swallowed a Flea and I Love Dirt! 52 Projects to Help You and Your Kids Discover the Wonders of Nature. When she's not home in St. Louis writing, she can be found speaking in schools. Visit her Web site: jenniferwardbooks.com.

Egg



Egg-ceptional Writing



Medio Pollito / Half-Chicken Reproducible Sentence Strips

Half-Chicken is born.

Half-Chicken embarks on a journey to Mexico City.

Half-Chicken encounters a stream whose water
is blocked by branches.

Half-Chicken moves the branches for the stream.

Half-Chicken encounters a fire about to go out.

Half-Chicken fans the fire with his wing.

Half-Chicken finds wind tangled in some bushes.

Half-Chicken untangles the wind from the branches.

Half-Chicken gets tossed into a hot pot of soup.

The stream, fire and water help Half-Chicken.

Half-Chicken is tossed by the wind to the
rooftop of the palace.

From that day on, weathercocks have stood
on one leg atop rooftops.

